

1263 Motorcycle Dealers, Same Store Sales - February 2023 vs. February 2022

V-Twin

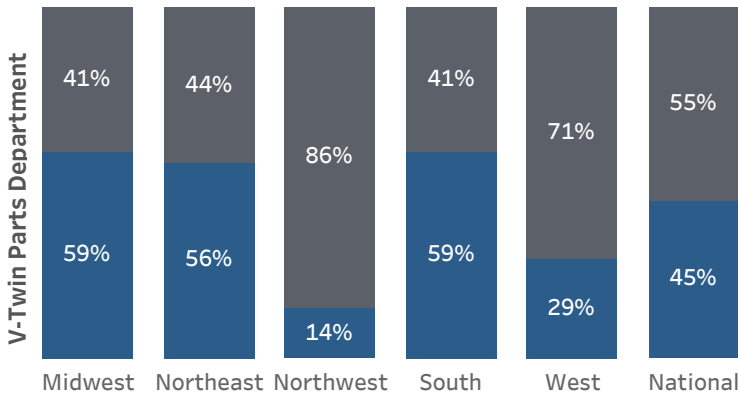
National

Parts **-6.1%** Service **36.4%** Sales **-15.9%** Combined **-10.2%**

	Parts	Service	Sales	Combined
Midwest	3.6%	60.4%	-12.7%	-5.0%
Northeast	1.5%	39.9%	-19.0%	-11.2%
Northwest	-22.0%	33.1%	-20.6%	-16.0%
South	2.8%	41.5%	-10.7%	-4.5%
West	-12.5%	23.3%	-18.6%	-14.2%

39 Parts Dealers Down ▼

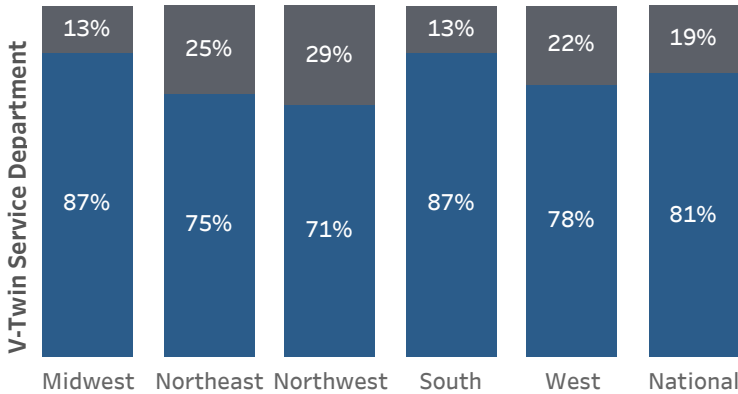
32 Parts Dealers Up ▲



Midwest Northeast Northwest South West National

12 Service Dealers Down ▼

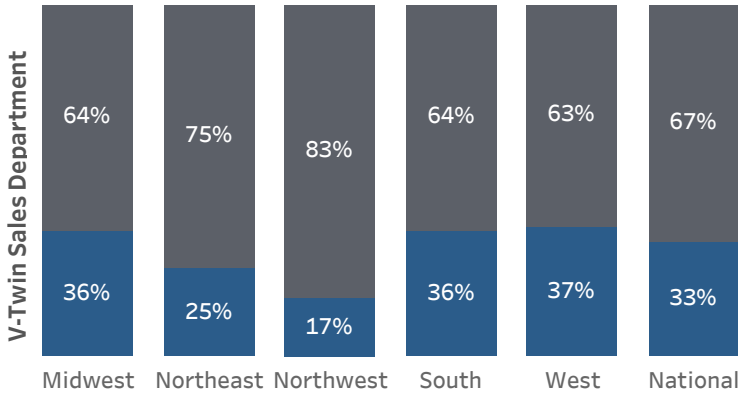
51 Service Dealers Up ▲



Midwest Northeast Northwest South West National

41 Sales Dealers Down ▼

20 Sales Dealers Up ▲



Midwest Northeast Northwest South West National

Metric

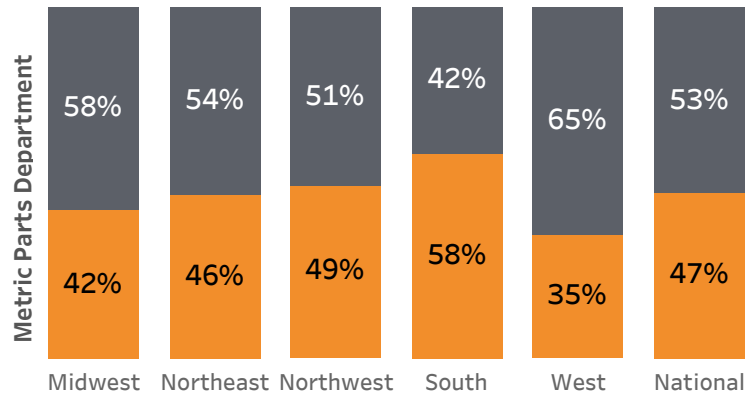
National

Parts **-3.8%** Service **15.6%** Sales **-5.0%** Combined **-2.9%**

	Parts	Service	Sales	Combined
Midwest	-5.5%	23.4%	-0.1%	1.5%
Northeast	-6.7%	10.8%	-0.6%	-0.4%
Northwest	-1.8%	17.1%	-6.5%	-3.7%
South	4.5%	16.2%	-2.4%	-0.3%
West	-7.8%	10.2%	-16.4%	-12.7%

632 Parts Dealers Down ▼

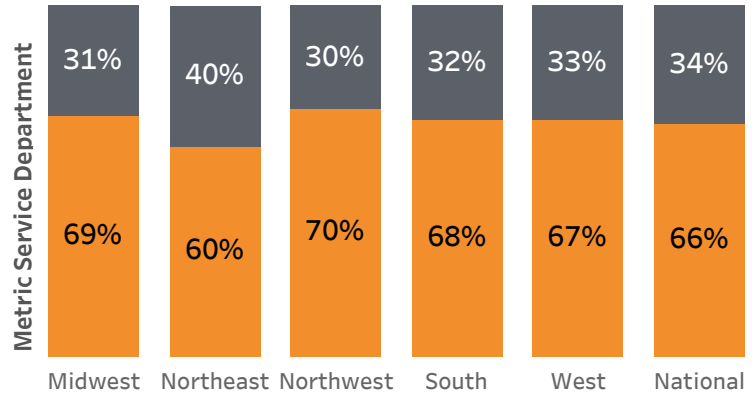
560 Parts Dealers Up ▲



Midwest Northeast Northwest South West National

382 Service Dealers Down ▼

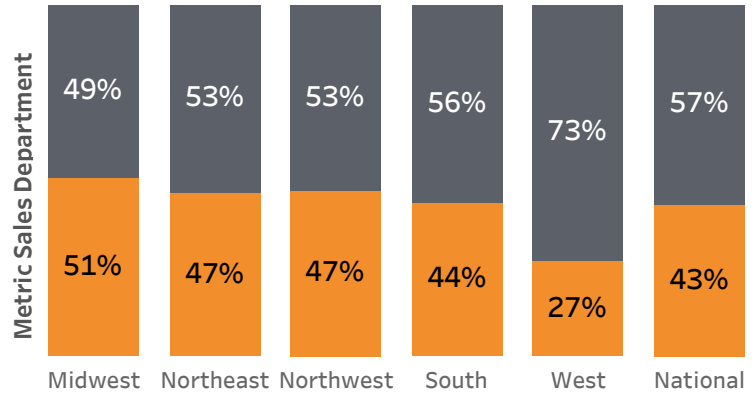
755 Service Dealers Up ▲



Midwest Northeast Northwest South West National

564 Sales Dealers Down ▼

430 Sales Dealers Up ▲



Midwest Northeast Northwest South West National