

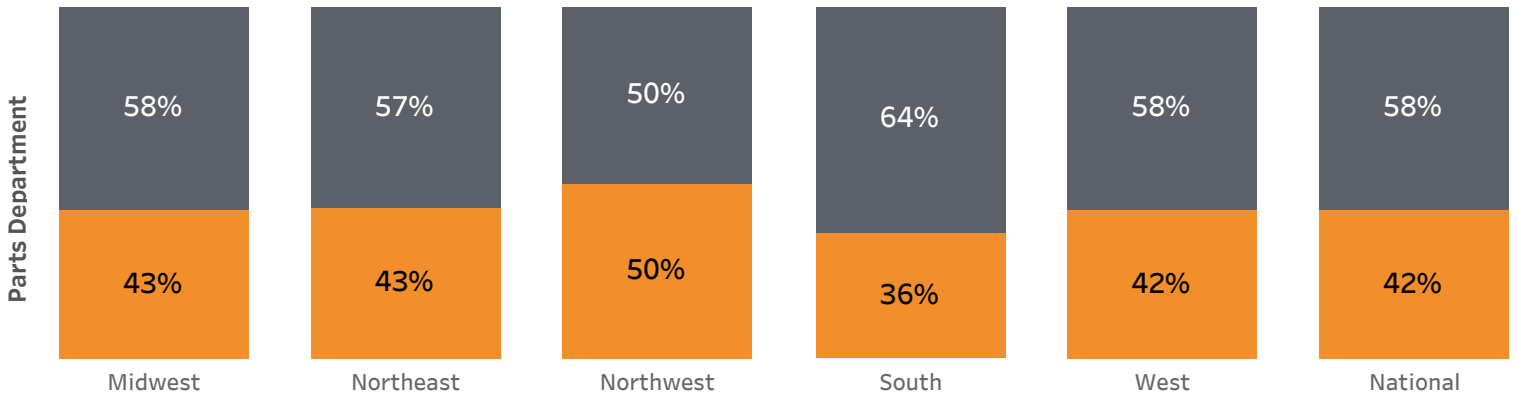
116 RV Dealers, Same Store Sales - February 2023 vs. February 2022

RV National

Parts **-7.4%** Service **8.1%** Sales **-20.7%** Combined **-17.7%**

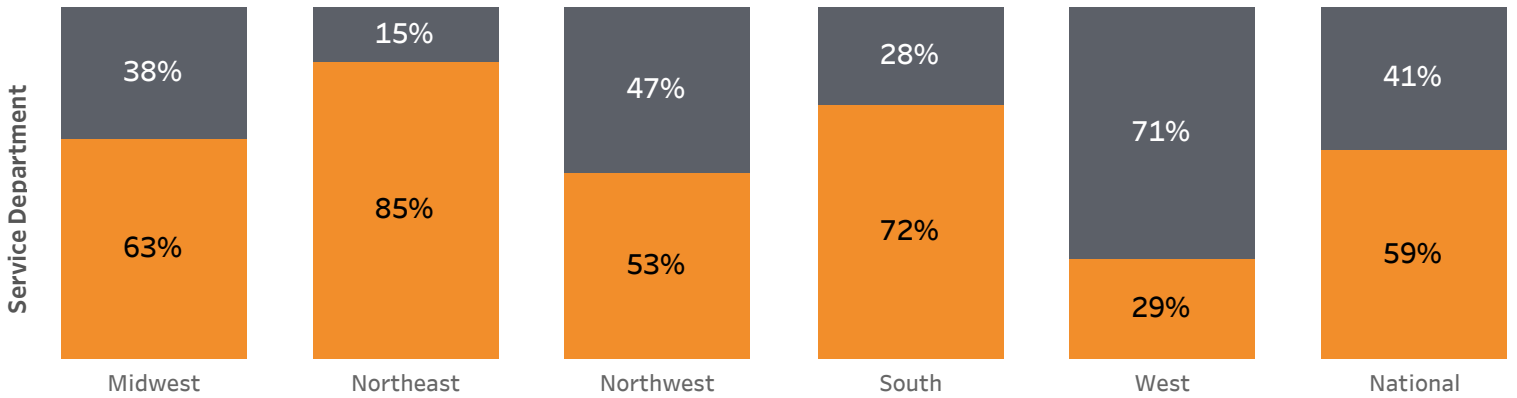
	Parts	Service	Sales	Combined
Midwest	-7.4%	10.8%	-11.0%	-8.6%
Northeast	8.4%	34.2%	-14.6%	-11.3%
Northwest	-15.3%	-0.8%	-8.2%	-7.4%
South	-4.8%	18.8%	-32.3%	-26.4%
West	-16.0%	-15.4%	-40.4%	-37.9%

67 Parts Dealers Down ▼



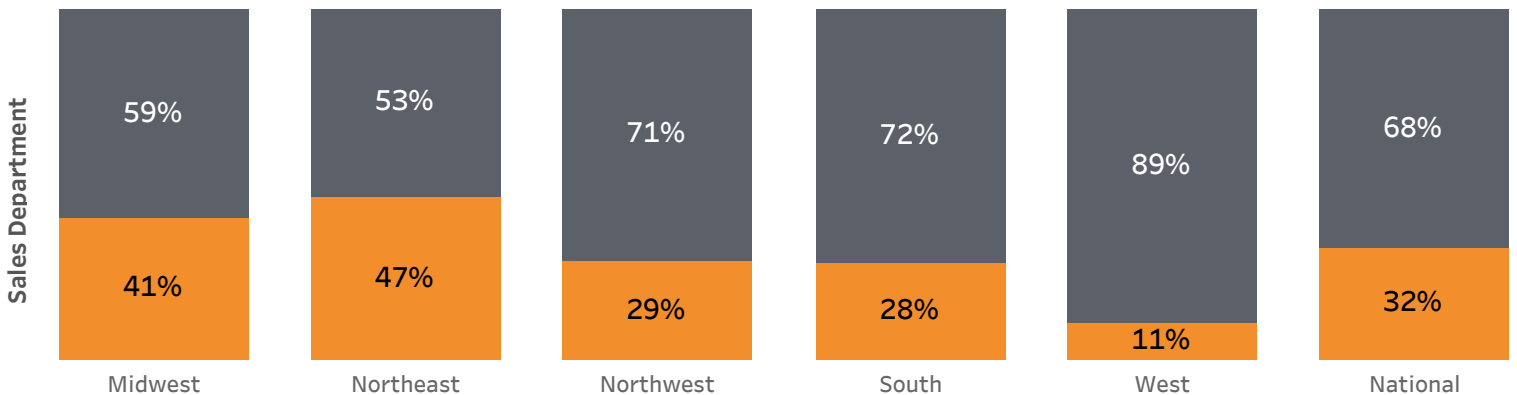
49 Parts Dealers Up ▲

47 Service Dealers Down ▼



69 Service Dealers Up ▲

70 Sales Dealers Down ▼



33 Sales Dealers Up ▲